

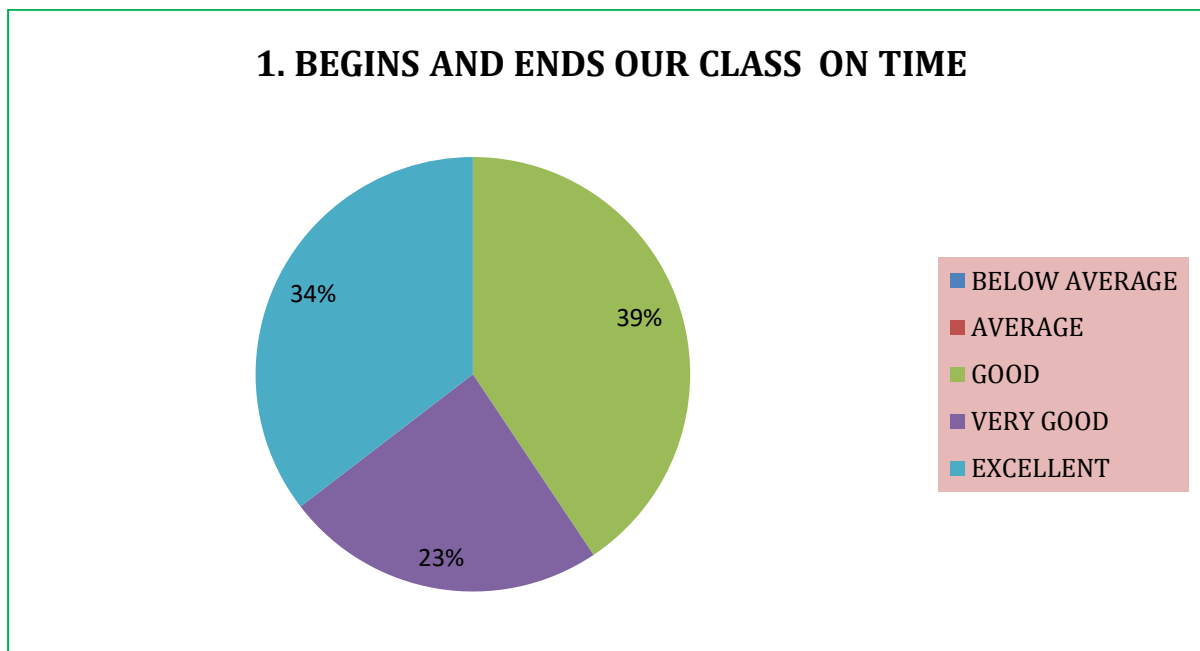
**KOHIMA COLLEGE**  
**DEPARTMENT OF EDUCATION**  
**(STUDENTS EVALUATION FEEDBACK ANALYSIS REPORT 2024)**

The Department of Education with the objective to acquire necessary details on how the students observe the teaching-learning environment of the Education Department and to know their opinions on how the quality of teaching-learning process can be made more fulfilling and excelling, the Department collected student's evaluation feedback of the teachers from the students.

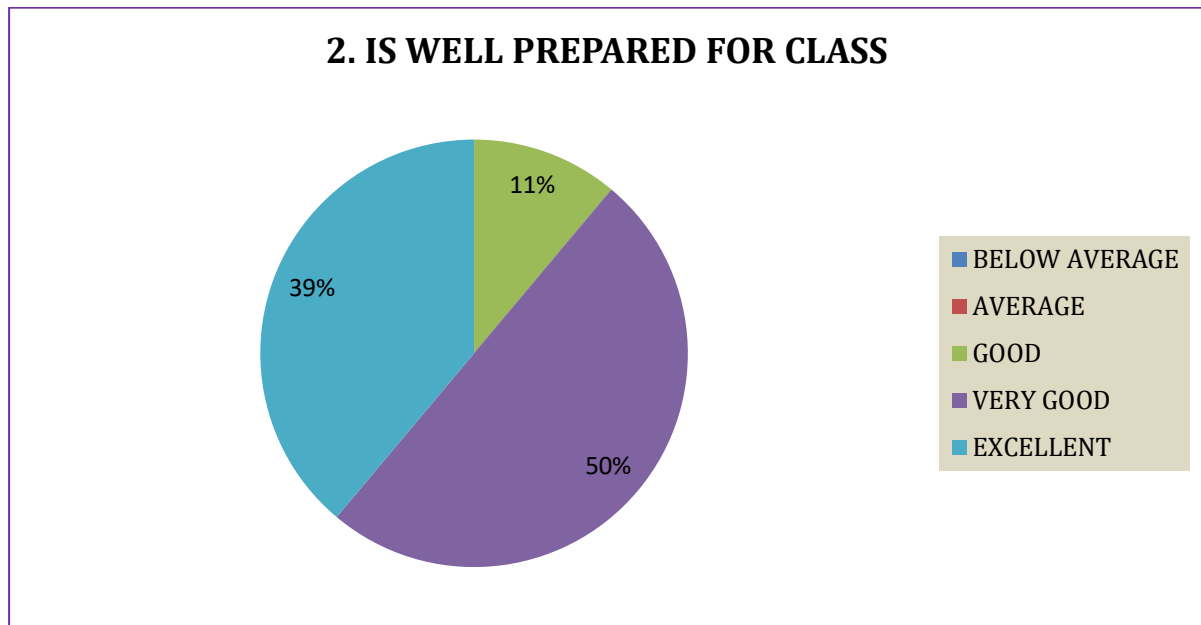
The Department took survey from the students of different semesters by issuing evaluation forms to take feedback on the teaching-learning environment and to enhance the quality of teaching for bringing excellence in the overall performance and personality development of the students and the teachers as a whole.

The following data presents the evaluation of the feedback in different domains received from the students of different semesters with reference to the teaching faculties of Education Department:-

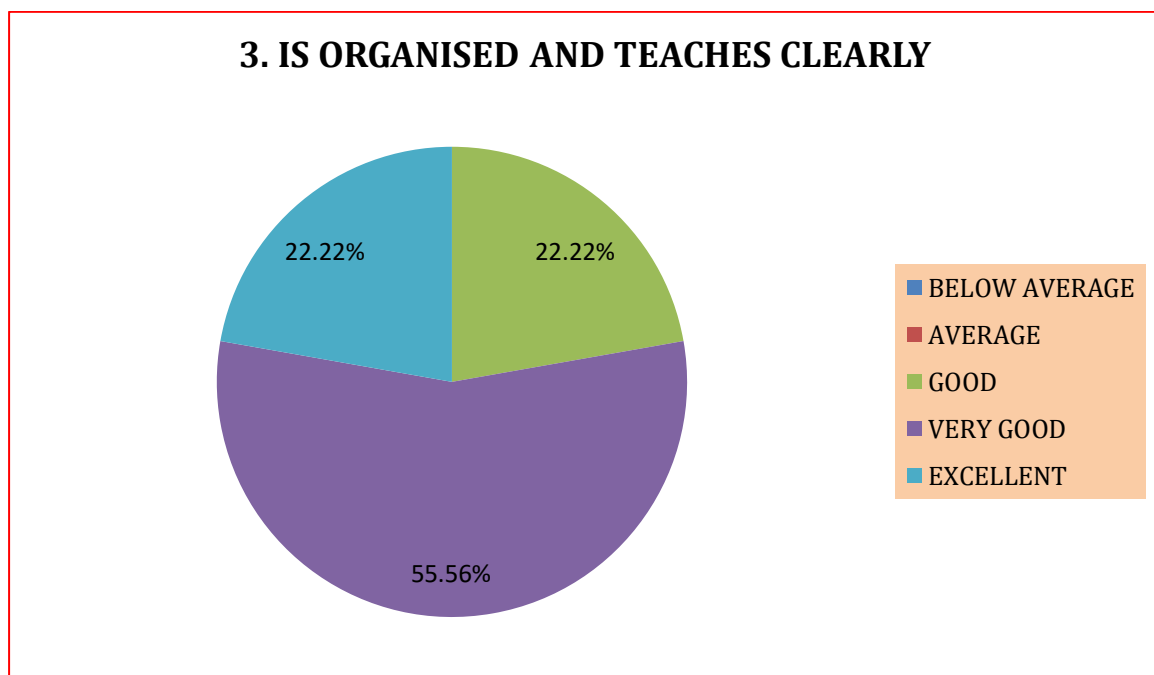
**1. Domain No 1:** With regard to beginning and ending of class on time, 39% responded *good*, 23% responded *very good* and 34% responded as *excellent*.



**2. Domain No 2:** With regard to if the teacher is well prepared for class, 11% responded *good*, 50% responded *very good* and 39% responded as *excellent*.

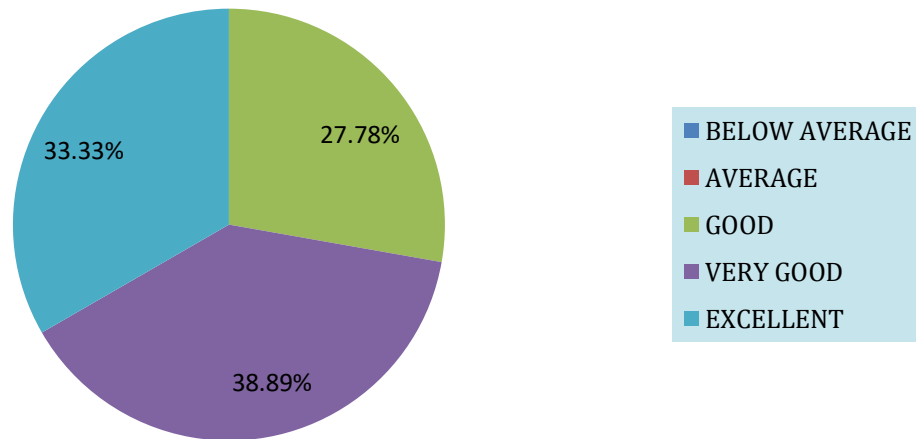


**3. Domain No 3:** With regard to if the teacher is organised and teaches clearly, 22.22% responded *good*, 55.56% responded *very good* and 22.22% responded as *excellent*.



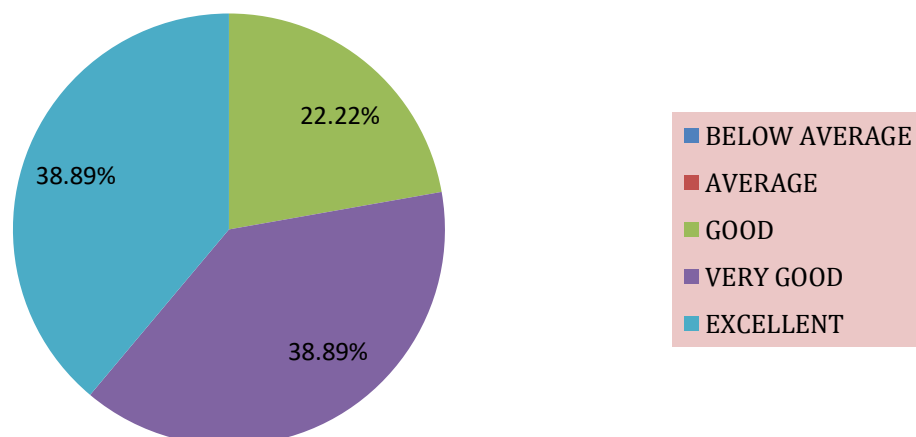
**4. Domain No 4:** With regard to if the teacher checks during class to see if students understand the topic, 27.78% responded *good*, 38.89% responded *very good* and 33.33% responded as *excellent*.

#### 4. CHECKS DURING CLASS TO SEE IF STUDENTS UNDERSTAND THE TOPIC



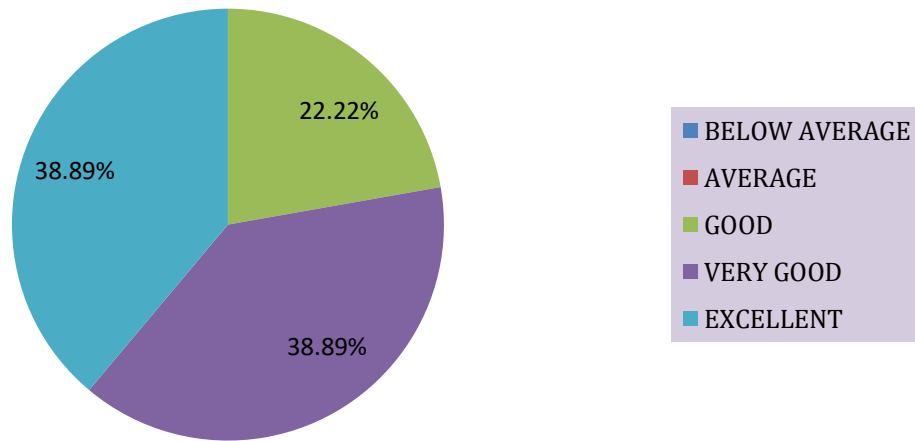
**5. Domain No 5:** With regard to if the teacher encourages students to ask questions and participate, 22.22% responded *good*, 38.89% responded *very good* and 38.89% responded as *excellent*.

#### 5. ENCOURAGES STUDENTS TO ASK QUESTIONS AND PARTICIPATE



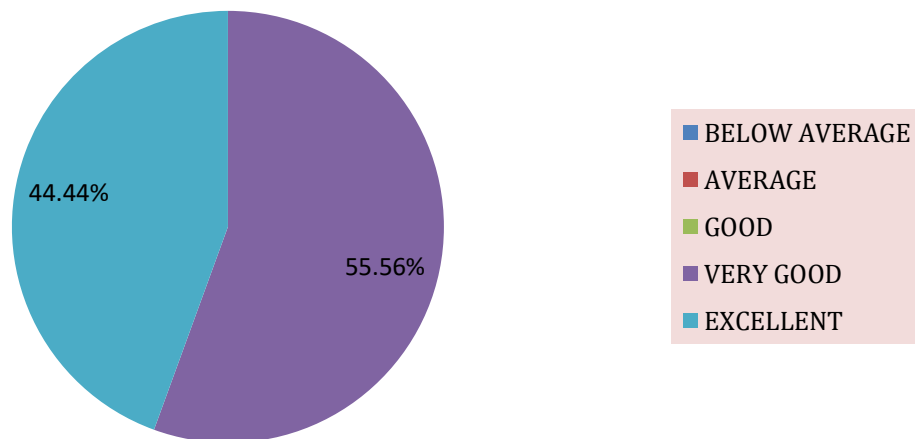
**6. Domain No 6:** With regard to if the teacher shows interest in the topic that they are studying, 22.22% responded *good*, 38.89% responded *very good* and 38.89% responded as *excellent*.

### 6. SHOWS INTEREST IN THE TOPIC THAT WE ARE STUDYING

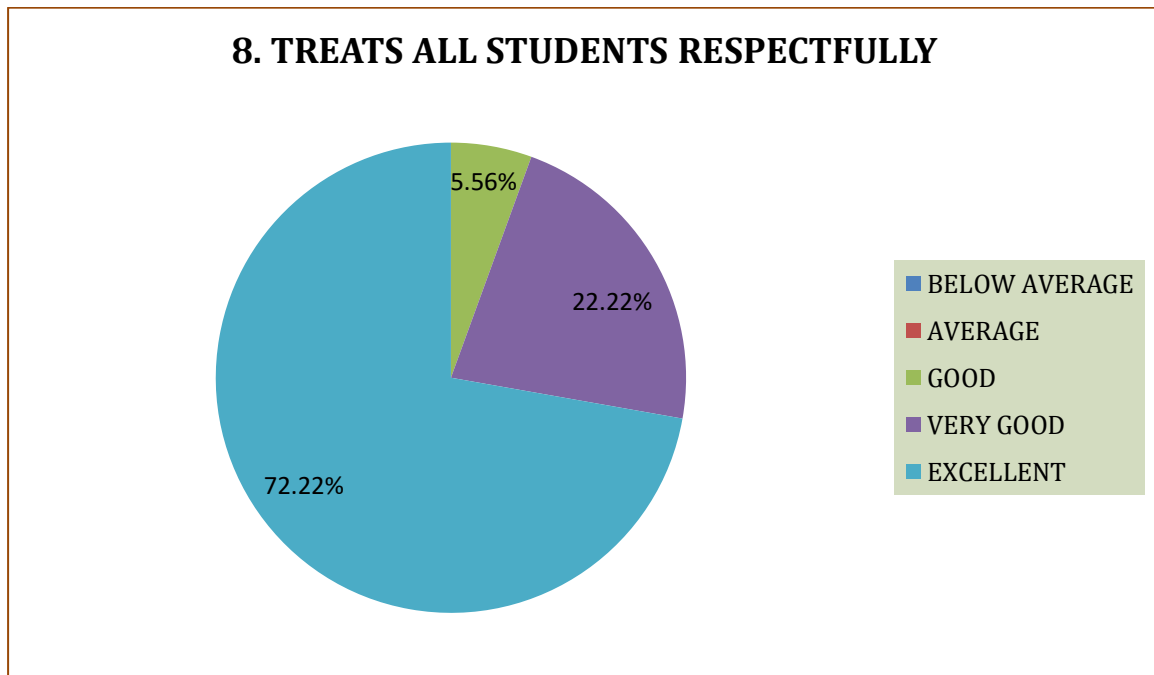


**7. Domain No 7:** With regard to if the teacher tells the class what they are going to do and what they are expected to learn, 55.56% responded *very good* and 44.44% responded as *excellent*.

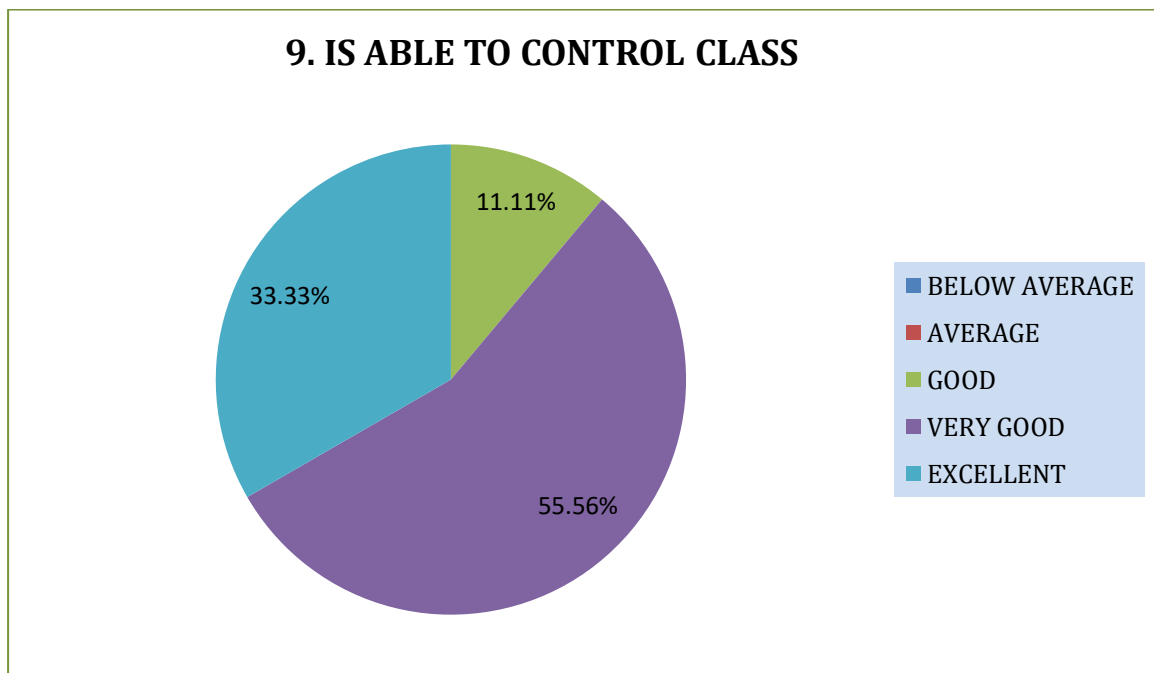
### 7. TELLS THE CLASS WHAT WE ARE GOING TO DO AND WHAT WE ARE EXPECTED TO LEARN



**8. Domain No 8:** With regard to if the teacher treats all students respectfully, 5.56% responded *good*, 22.22% responded *very good* and 72.22% responded as *excellent*.

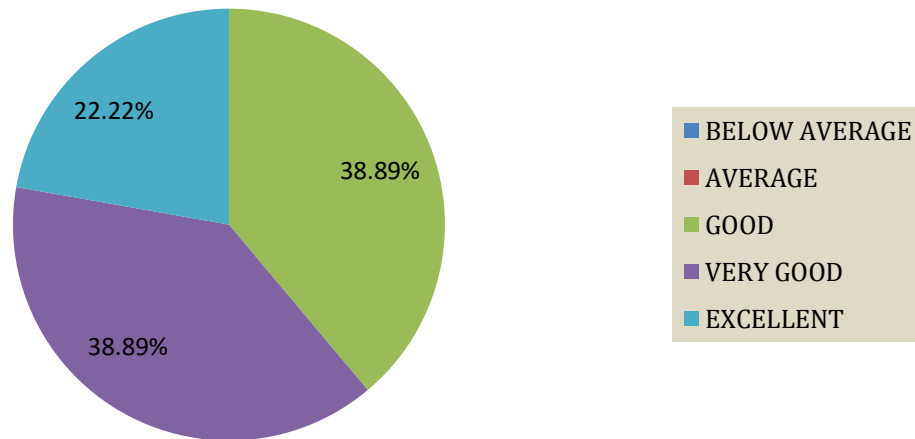


**9. Domain No 9:** With regard to if the teacher is able to control class, 11.11% responded *good*, 55.56% responded *very good* and 33.33% responded as *excellent*.



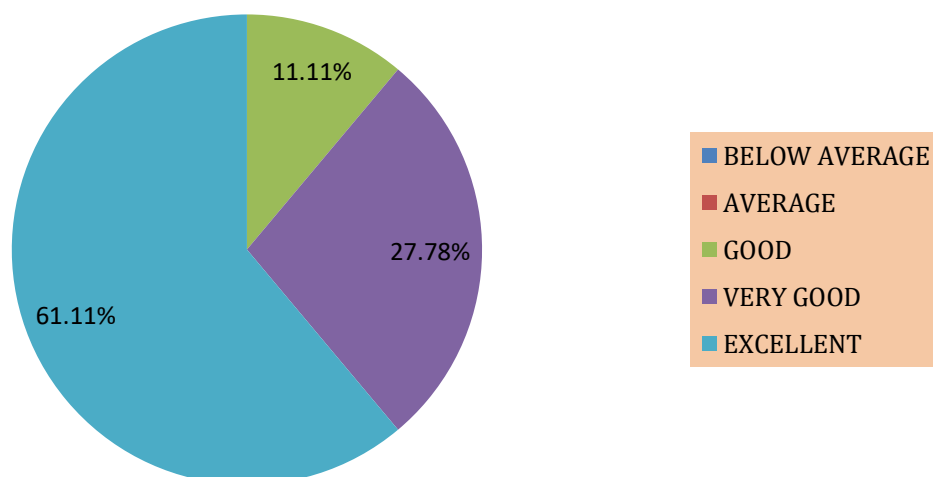
**10. Domain No 10:** With regard to if the teacher is able to address inappropriate behaviour of students, 38.89% responded *good*, 38.89% responded *very good* and 22.22% responded as *excellent*.

### 10. ABLE TO ADDRESS INAPPROPRIATE BEHAVIOR OF STUDENTS

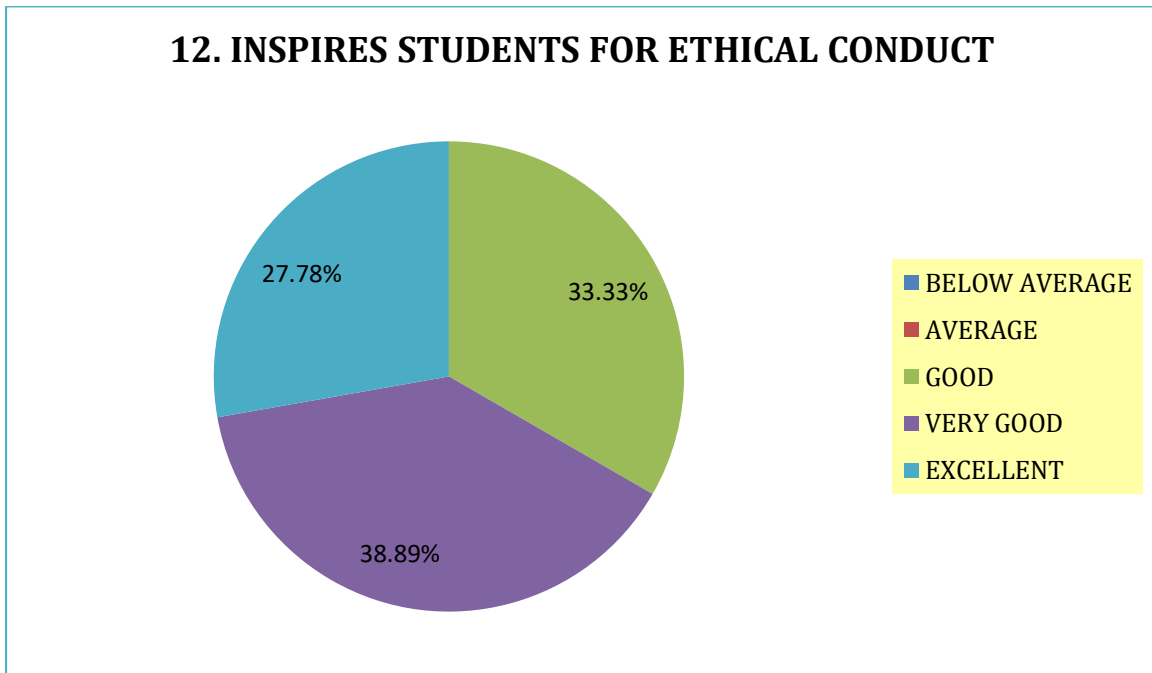


**11. Domain No 11:** With regard to if the teacher takes attendance of the class regularly, 11.11% responded *good*, 27.78% responded *very good* and 61.11% responded as *excellent*.


### 11. TAKES ATTENDANCE OF THE CLASS REGULARLY



**12. Domain No 12:** With regard to if the teacher inspires students for ethical conduct, 33.33% responded *good*, 38.89% responded *very good* and 27.78% responded as *excellent*.

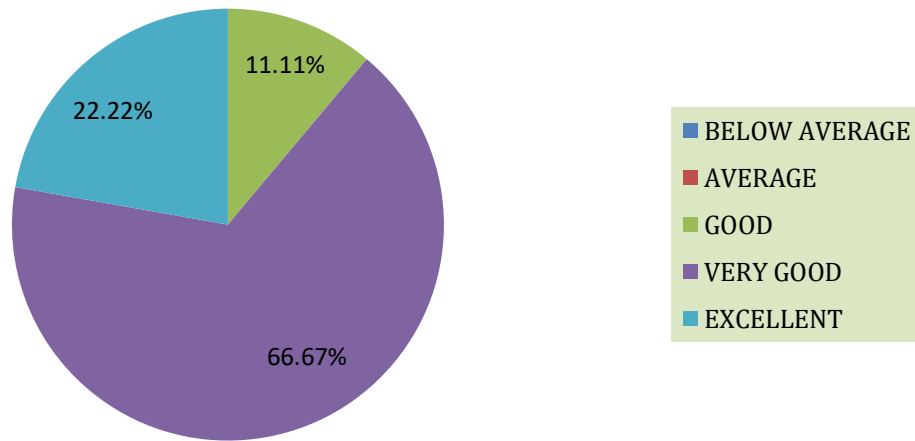


**13. Domain No 13:** With regard to if the teacher returns assignment/test papers and other works, 11.11% responded *good*, 33.33% responded *very good* and 55.56% responded as *excellent*.



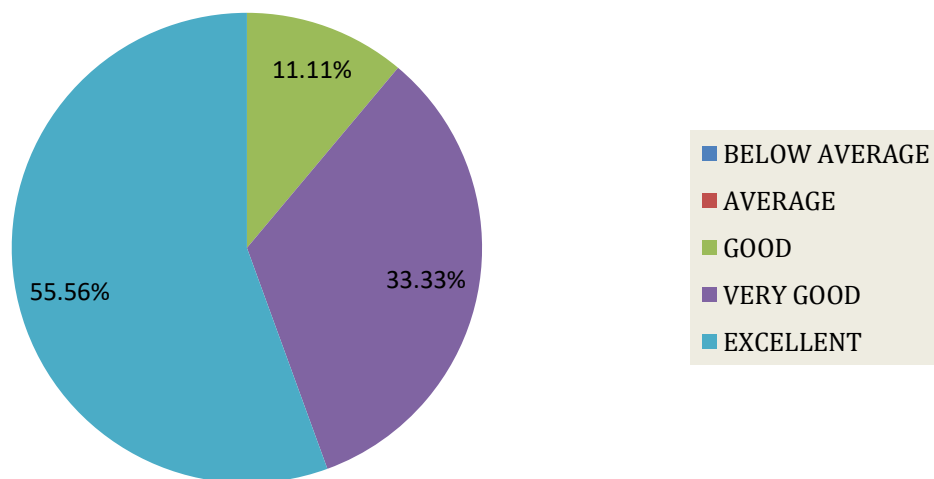
**14. Domain No 14:** With regard to if the teacher encourages them to think and explore new ideas , 11.11% responded *good*, 66.67% responded *very good* and 22.22% responded as *excellent*.

### 14. ENCOURAGES ME TO THINK AND EXPLORE NEW IDEAS



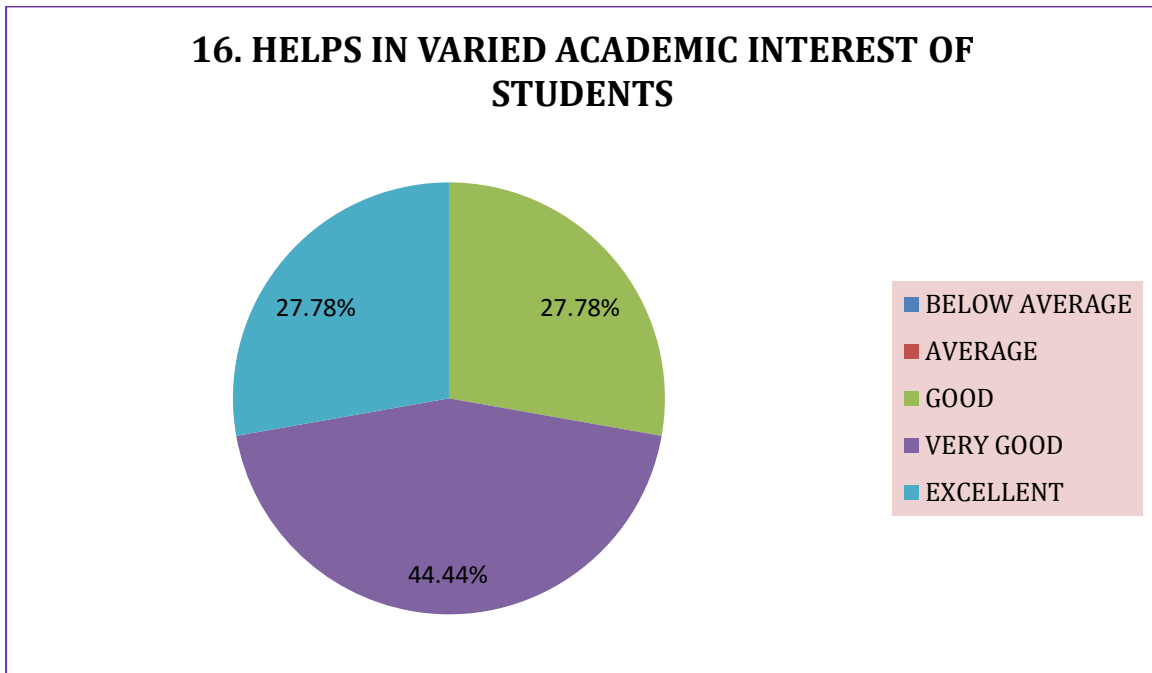
**15. Domain No 15:** With regard to if the teacher clarifies students doubts in the class, 11.11% responded *good*, 33.33% responded *very good* and 55.56% responded as *excellent*.

### 15. CLARIFY STUDENTS DOUBT IN THE CLASS






**16. Domain No 16:** With regard to if the teacher helps in varied academic interest of students, 27.78% responded *good*, 44.44% responded *very good* and 27.78% responded as *excellent*.



In conclusion, through the student's evaluation feedback analysis of the teaching faculty of Education Department, major areas have been identified and analysed for enhancement and enrichment of the teaching-learning process which will thereby lead both the students and teachers towards a fulfilling and a wholesome life.

  
(DOROTHY SWURO)  
Head of Department  
Department of Education  
Kohima College Kohima  
Kohima, Nagaland